

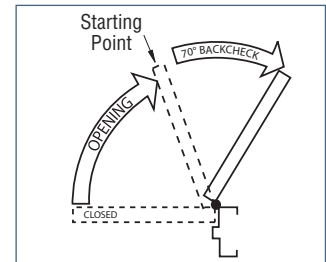
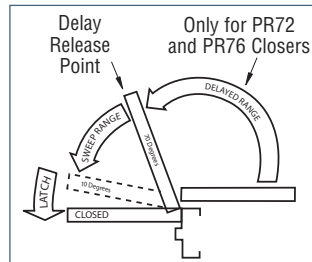

CRL SURFACE MOUNTED DOOR CLOSERS

For Pricing Visit crlaurence.com or Call Us Toll Free at the Phone Numbers Shown on the Back Cover

CRL Surface Mounted Door Closers

PR70 Series Features

- Each PR70 Series Closer is Conveniently Packaged With Instructions
- Self-Adhesive Template for Quick and Easy Installation

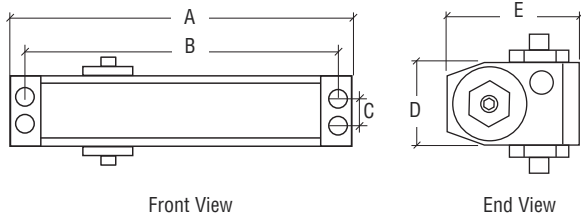


Delayed Action Closing

• Delayed Action Closing is an optional hydraulic feature of PR72 and PR76 Series Closers that adds a third speed range to the closing cycle. This feature becomes effective when the door is opened and released at any point beyond 70 degrees. The amount of time delay depends on the combination of the angle of door release and valve adjustment for a variable time to facilitate ease of progress through the opening. This feature is particularly valuable in health care facilities such as hospitals, nursing homes, and public buildings that require door closers to delay closing to comply with A.D.A. regulations

Backcheck Control

• Backcheck Control adjust to provide variable braking action from approximately 70 degrees to beyond 90 degrees. This helps prevent damage to the door or adjacent wall surface. However, an auxiliary floor or overhead stop is always recommended for complete protection of the entryway and hardware.



SPECIFICATION	BODY ONLY	WITH COVER
A: Length of Closer Body	11-7/8" (302 mm)	12-1/16" (306 mm)
B: Horizontal Mounting Holes	11-1/8" (283 mm)	11-1/8" (283 mm)
C: Vertical Mounting Holes	3/4" (19 mm)	3/4" (19 mm)
D: Closer Body Height	2" (51 mm)	2-15/16" (75 mm)
E: Projection from Door	2-3/8" (60 mm)	2-1/2" (64 mm)

CRL Door Pressure Gauge

- Helps to Determine if Amount of Force Required to Open Doors Meets A.D.A. Regulations
- Range is from 0 to 35 Pounds (0 to 15.9 kg)
- Pocket Sized Tool is Simple to Use

Our Door Pressure Gauge shows amount of force (pounds or kilograms) required to open doors so you can determine if door meets A.D.A. regulations. An absolutely vital tool if working on doors in facilities requiring full access to disabled persons. It can also be used to determine the amount of rolling force required to open or close patio doors. Minimum order is one each.



CAT. NO. HMC035



C.R. LAURENCE COMPANY

crlaurence.com | usalum.com

D310 | crlaurence.ca crlaurence.com.au crlaurence.co.uk crlaurence.de crlaurence.eu