


CRL Standard Drop In Deal Tray

- Flush Drop In Design
- Ideal for Cash and Coins
- Polished or Brushed Stainless Steel Finish

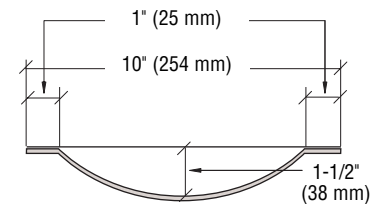
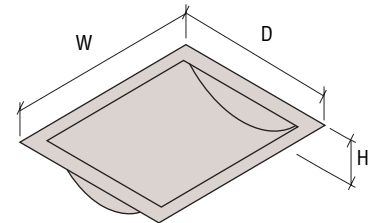
Standard Drop In Deal Trays are made of a heavy gauge stainless steel with a choice of a bright polished or brushed finish designed to withstand years of exposure while resisting nicks and scratches. The dish section measures 1-1/2" (38 mm) deep with a 1" (25 mm) wide perimeter lip all around. Three widths are available up to 16" (406 mm), making this tray an excellent choice for ticket booths, service stations, and other locations where smaller items are passed. Installation is as simple as cutting a rectangular opening in the counter top, and dropping in the Deal Tray that meets your needs. **NOTE:** Deal Tray does not have drain holes, so an overhang is recommended for exterior use. Custom sizes are also available on special order.



Polished



Brushed



Side View

POLISHED STAINLESS CAT. NO.	BRUSHED STAINLESS CAT. NO.	WIDTH	DEPTH	HEIGHT
CTD08	CTDB08	8" (203 mm)	10" (254 mm)	1-9/16" (39 mm)
CTD12	CTDB12	12" (305 mm)	10" (254 mm)	1-9/16" (39 mm)
CTD16	CTDB16	16" (406 mm)	10" (254 mm)	1-9/16" (39 mm)

Minimum order: 1 each.

SPECIFICATIONS:

Material: Stainless Steel

Finishes: Polished or Brushed Stainless Steel

#4 Finish, 16 gauge

Instructions Included

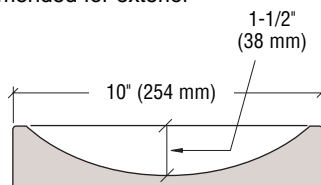
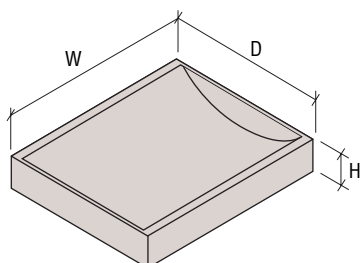
Counter Fabrication Required

Cut-out information available online at crlaurence.com

CRL Standard Counter Top Deal Tray

- Counter Top Convenience
- No Cut-Out Required in Counter
- Brushed Stainless Steel Finish

Counter Top Deal Trays are ideal for use in areas where the counter cannot be recessed or altered to accept Drop In Deal Trays. The Tray has a box shape that allows it to be placed on top of the counter in any position. Notching the glass around the Tray provides for secure transactions. Made of heavy gauge brushed stainless steel and available in two sizes. Custom sizes are also available on special order. **NOTE:** Deal Tray does not have drain holes, so an overhang is recommended for exterior use.



Side View

CAT. NO.	WIDTH	DEPTH	HEIGHT
CTC12	12" (305 mm)	10" (254 mm)	2" (51 mm)
CTC16	16" (406 mm)	10" (254 mm)	2" (51 mm)

Minimum order: 1 each.

SPECIFICATIONS:

Material: Stainless Steel

Finishes: Brushed Stainless Steel #4 Finish, 16 and 11 gauge

Instructions Included

Glass Fabrication Required

